

Operating Instructions LED Streetlights

(Please, read carefully before starting operation)

Version: 18.01.2017

Models 803 / 804 / 808 Cylinder Luminaire

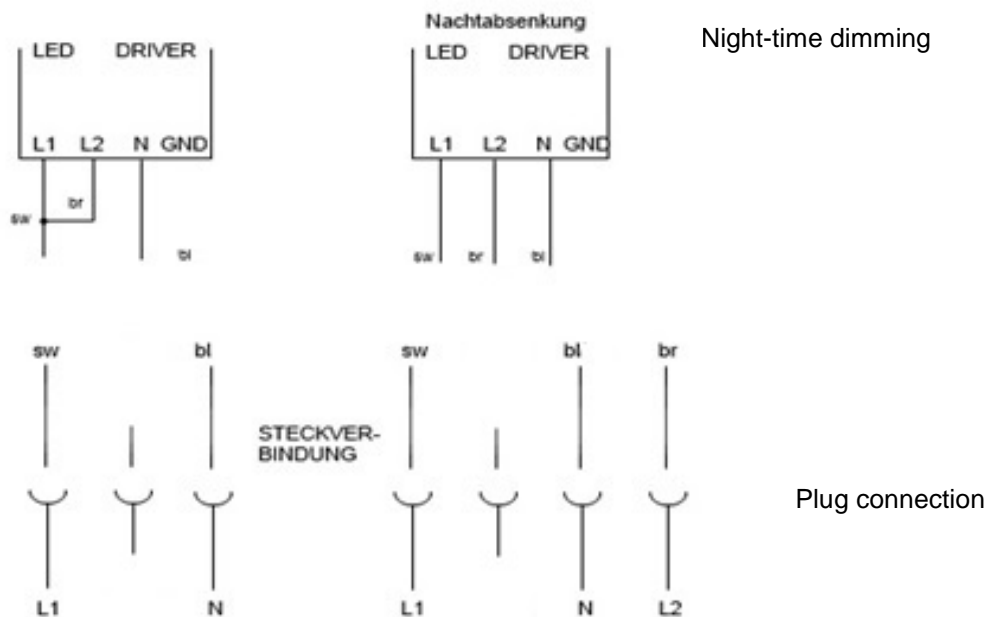
Technical Specifications:

Rated voltage	230 Volt AC / 50/60 Hz
Rated amperage	0.8 A
Power supply	Interference suppressed acc. to DIN EN 61000-6-3/-4, EN 55011, EN 55022 Cl. B, power factor corrected
Power factor BöSha LED driver	$\text{Cos } \phi = 0.96$ at nominal load
Type of protection	Class II acc. to VDE 0140 (DIN EN 61140)
Safety extra-low voltage (SELV)	Acc. to EN 61347-2-13
Degree of enclosure protection	IP 54
System performance	22 / 30 / 42 Watt
Manufactured according to	VDE 0710/0711
Wired ready for operation acc. to	EN 60598
Ambient temperature	From - 40 °C to + 40 °C for > 100,000 hrs
Recommended mounting height	3.0 – 5.0 m
Maximum mounting height	5.0 m
Torque for maintenance/installation	8 mm: 20 Nm / 10 mm: 20 Nm
Dimensions	Ø 630 x 580 mm
Weight	9.2 kg
Wind-exposed area	0.16 m ²
Standard connector	Wieland plug series ST 18

Installation and connection:

Normally, the luminaires are mounted on a pole; for this purpose, depending on the type of luminaire, 1 - 3 hexagon socket head cap screws have to be fastened.

Due to the pre-assembled cable opening of the luminaire is **not** necessary.




The connecting cable has to be connected according to the circuit diagram.

In the presence of night-time dimming the brown cable has to be connected to L2.

Installation of roof and assembly:


Due to lack of space the cylinder luminaire is supplied partly assembled. By removing the cover and the cap nuts the assembly is carried out easily.

First, loosen the knurled screw at the luminaire roof.
Remove sealing ring.




Subsequently, remove the cap nuts and the washers from the rods.

Put the luminaire shade on the rods so that the threaded rods go through the prefabricated holes and tighten the washers and cap nuts.



Place the cover on the PMMA cylinder so that the sealing rests firmly on the cylinder. Pay attention the correct positioning of the top and bottom sealing. Reinstall the sealing ring on the threaded rod. Avoid tilting, otherwise the knurled screw cannot be tightened properly. Tighten the knurled screw. Finished!



ATTENTION! For leakages due to improper installation no liability can be assumed.

Starting operation:

Installation has to be carried out by suitably qualified staff only. For damages resulting from improper handling we do not assume any liability.

- Open pole terminal compartment.
- Determine voltage free status and secure against re-energizing.
- Mount the LED luminaire on the pole; for this purpose insert the connecting cable of the luminaire completely into the pole.
- If necessary, align the luminaire on the pole and fasten the luminaire by means of the fixing screws.
- Connect the supply cable and perform function test.

Technical notice:

For supply connection a mains terminal has to be used.

The terminal compartment has to have at least the same degree of enclosure protection as the luminaire.

The cable gland between luminaire compartment and terminal compartment is tightened firmly and, in addition, sealed with a sealing compound.

Number of clamping points: 3 (4 in models with night-time dimming)

Rated voltage: 230 V AC

Rated amperage: 0.8

Transport and storage:

Store the luminaires in a dry, dust-free environment. In the event of improper storage any warranty claims will not be accepted.

The LED light sources must not be exchanged by the user – only by the manufacturer. If exchange of the LED modules should become necessary the luminaire has to be returned to the manufacturer (BöSha).

LED Cylinder Luminaire with/without Skylight with/without Disk Roof Models 803 / 804

The classical cylinder luminaires have a plain and straight-line shape. With their timeless design they fit in harmoniously into any cityscape – in modern city centres as well as historical old towns and residential areas. They are excellently suited for the illumination of residential and collecting streets, traffic-restricted areas, plazas, paths, city malls, residential areas and parks.

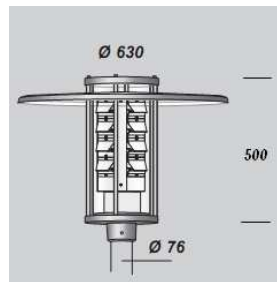
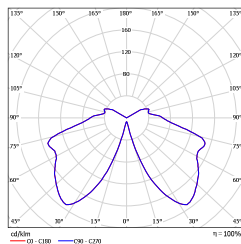
By means of various roof shapes and struts almost every design wish can be fulfilled. Optionally, a skylight emphasizes the decorative character. All types offer the possibility of a unilateral shading (asymmetrical assembly) in order to reduce potentially disturbing light.

Pay attention to the quality and efficacy of the product. Having an optimized luminous intensity distribution, the quantity of luminaires can be reduced due to larger luminaire spacing. The luminaires are equipped with highly efficient LED modules – supplying **nominally 120 lm/W** at 5,000 K.

Typical Application Areas:

(Lighting Classes)

ME2	<input type="checkbox"/>	S2	<input type="checkbox"/>
ME3	<input type="checkbox"/>	S3	<input type="checkbox"/>
ME4	<input type="checkbox"/>	S4	<input checked="" type="checkbox"/>
ME5	<input type="checkbox"/>	S5	<input checked="" type="checkbox"/>
ME6	<input type="checkbox"/>	S6	<input checked="" type="checkbox"/>



- Enclosure: cast aluminium / disk roof: sheet aluminium powder coated DB 703 (graphite grey), other RAL colours on request
- Acrylic cylinder (PMMA)
- Recommended pole height: 3.0 – 5.0 m
- Multichip-On-Board-LED
- Light distribution: rotationally symmetric / asymmetrical
- Optionally, to be equipped segmentally (asymmetrical)
- Colour temperatures: warm white (3,000 K), neutral white (4,000 K), daylight white (5,000 K)
- Degree of protection IP 54
- LED module and electronic ballast separately removable and plug-connected
- Night-time dimming (power reduction down to 50 % via 2nd phase)
- Optionally, the luminaires can be equipped with a telemanagement system

Model description and performance variants					
Model	Description	Performance	Weight Luminaire head	Wind load	Effective lumen output (at 5,000 K)
803	Cylinder Luminaire with struts, with skylight and disk roof	22W, 30W, 42W	9.2 kg	0,16 m ²	1,901 / 2,592 / 3,629
804	Cylinder Luminaire with struts, without skylight, with disk roof	22W, 30W, 42W	9.2 kg	0.16 m ²	1,901 / 2,592 / 3,629

Subject to technical modifications

LED Cylinder Luminaire without Skylight with Umbrella Roof Model 808

The classical cylinder luminaires have a plain and straight-line shape. With their timeless design they fit in harmoniously into any cityscape – in modern city centres as well as historical old towns and residential areas. They are excellently suited for the illumination of residential and collecting streets, traffic-restricted areas, plazas, paths, city malls, residential areas and parks.

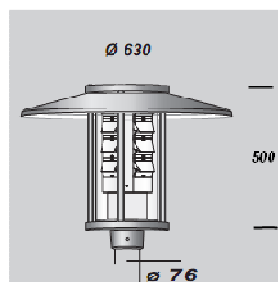
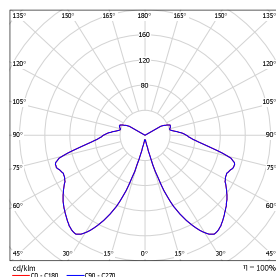
By means of various roof shapes and struts almost every design wish can be fulfilled. All types offer the possibility of a unilateral shading (asymmetrical assembly) in order to reduce potentially disturbing light.

Pay attention to the quality and efficacy of the product. Having an optimized luminous intensity distribution, the quantity of luminaires can be reduced due to larger luminaire spacing. The luminaires are equipped with highly efficient LED modules – supplying **nominally 120 lm/W** at 5,000 K.

Typical Application Areas:

(Lighting Classes)

ME2	<input type="checkbox"/>	S2	<input type="checkbox"/>
ME3	<input type="checkbox"/>	S3	<input type="checkbox"/>
ME4	<input type="checkbox"/>	S4	<input checked="" type="checkbox"/>
ME5	<input type="checkbox"/>	S5	<input checked="" type="checkbox"/>
ME6	<input type="checkbox"/>	S6	<input checked="" type="checkbox"/>



- Enclosure: cast aluminium / umbrella roof: sheet aluminium, powder coated DB 703 (graphite grey), other RAL colours on request
- Acrylic cylinder (PMMA)
- Recommended pole height: 3.0 – 5.0 m
- Multichip-On-Board-LED
- Light distribution: rotationally symmetric / asymmetrical
- Optionally, to be equipped segmentally (asymmetrical)
- Colour temperatures: warm white (3,000 K), neutral white (4,000 K), daylight white (5,000 K)
- Degree of protection IP 54
- LED module and electronic ballast separately removable and plug-connected
- Night-time dimming (power reduction down to 50 % via 2nd phase)
- Optionally, the luminaires can be equipped with a telemanagement system

Model description and performance variants					
Model	Description	Performance	Weight Luminaire head	Wind load	Effective lumen output (at 5,000 K)
808	Cylinder Luminaire with struts, without skylight, with umbrella roof	22W, 30W, 42W	9.2 kg	0.16 m ²	1,901 / 2,592 / 3,629

Subject to technical modifications