

LED Cylinder Luminaire with Skylight with Disk Roof Model 803











The classical cylinder luminaires have a plain and straight-line shape. With their timeless design they fit in harmoniously into any cityscape – in modern city centres as well as historical old towns and residential areas. They are excellently suited for the illumination of residential and collecting streets, traffic-restricted areas, plazas, paths, city malls, residential areas and parks.

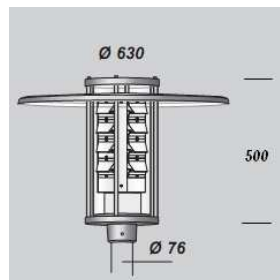
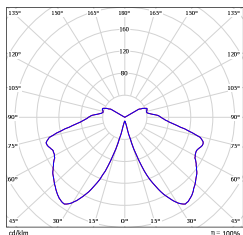
By means of various roof shapes and struts almost every design wish can be fulfilled. Optionally, a skylight emphasizes the decorative character. All types offer the possibility of a unilateral shading (asymmetrical assembly) in order to reduce potentially disturbing light.

Pay attention to the quality and efficacy of the product. Having an optimized luminous intensity distribution, the quantity of luminaires can be reduced due to larger luminaire spacing. The luminaires are equipped with highly efficient LED modules – supplying **nominally 120 lm/W** at 5,000 K.

Typical Application Areas:

(Lighting Classes)

| | | | |
|-----|---|----|---|
| ME2 |  | S2 |  |
| ME3 |  | S3 |  |
| ME4 |  | S4 |  |
| ME5 |  | S5 |  |
| ME6 |  | S6 |  |



- Enclosure: cast aluminium / disk roof: sheet aluminium powder coated DB 703 (graphite grey), other RAL colours on request
- Acrylic cylinder (PMMA)
- Recommended pole height: 3.0 – 5.0 m
- Multichip-On-Board-LED
- Light distribution: rotationally symmetric / asymmetrical
- Optionally, to be equipped segmentally (asymmetrical)
- Colour temperatures: warm white (3,000 K), neutral white (4,000 K), daylight white (5,000 K)
- Degree of protection IP 54
- LED module and electronic ballast separately removable and plug-connected
- Night-time dimming (power reduction down to 50 % via 2nd phase)
- Optionally, the luminaires can be equipped with a telemanagement system

| Model description and performance variants | | | | | |
|--|---|---------------|-----------------------|---------------------|-------------------------------------|
| Model | Description | Performance | Weight Luminaire head | Wind load | Effective lumen output (at 5,000 K) |
| 803 | Cylinder Luminaire with struts, with skylight and disk roof | 22W, 30W, 42W | 9.2 kg | 0,15 m ² | 1,901 / 2,592 / 3,629 |

Subject to technical modifications

Part 3 Page 12

31.03.2016