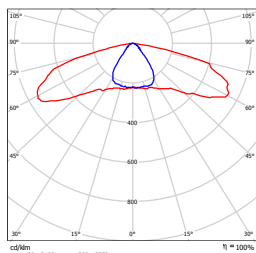


LED Bell Luminaire

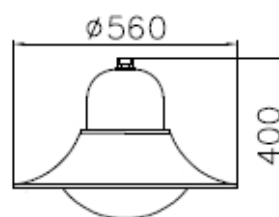
Especially in resident and park areas, they can often be found: the classical bell luminaires. Equipped with proven single-chip technology with **nominal 90 lm/W** at 6000 K they are particularly suitable for exchange against existing installations and provide pleasant light in many fields of application.

Typical Application Areas: (Lighting Classes)

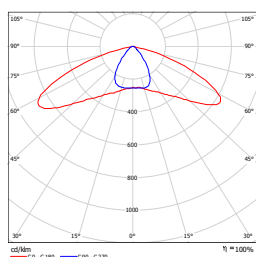
ME2	<input type="checkbox"/>	S2	<input type="checkbox"/>
ME3	<input type="checkbox"/>	S3	<input type="checkbox"/>
ME4	<input type="checkbox"/>	S4	<input checked="" type="checkbox"/>
ME5	<input type="checkbox"/>	S5	<input checked="" type="checkbox"/>
ME6	<input type="checkbox"/>	S6	<input checked="" type="checkbox"/>



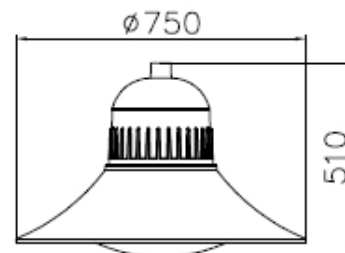
1000312



Aufhängung Ø 38



1000313



Aufhängung Ø 60

- Enclosure: cast aluminium powder coated (black RAL 9017)
- Illuminant cover: bell luminaire small – PC
bell luminaire big – safety glass
- Recommended pole height: bell luminaire small: 3.0 m – 6.0 m
bell luminaire big: 4.0 m – 7.0 m
- Single-chip-LED
- Light distribution: symmetrical
- Colour temperature: 6000 K
- Life time LED: 50,000 h – L70, B10
- Degree of protection IP 65

Model description and performance variants					
Model	Description	Performance	Weight Luminaire head	Wind load	Effective lumen output (at 6000 K)
1000312	Bell Luminaire	30W	7.5 kg	0.14 m ²	2274
1000313	Bell Luminaire	55W	12.5 kg	0.15 m ²	3705

Subject to technical modifications

Page 3 - 20

29.09.2014