

## **Distribution Boxes BS 63\*/\*/16\*\*\*\* (Increased Safety)**

### Type of Explosion Protection:


 II 2G Ex e II T6/T5/T4  
 II 2D T80°C IP 6X

### Degree of Enclosure Protection:

Min. IP 65

### EC-Type Examination

Certificate: IBExU 05 ATEX 1057



### Use

The distribution boxes of type BS 63\*/\*/16\*\*\*\* serve for the connection of circuits in „increased safety” according to EN 60079-7.

### Mounting

The equipment of type BS 63\*/\*/16\*\*\*\* may be mounted in any position by screwing the lateral butt straps onto a stable even surface. Subsequent flanging of single units and the use of smaller wire diameters than stated in the design documents is possible upon consultation with the manufacturer.

Installation of additional components may be only carried out by the manufacturer.


### Technical Specifications

Rated Voltage:	Max. 11000 V
Conductor Diameter:	Max. 240 mm <sup>2</sup>
Ambient Temperature:	-40°C to +40°C
Nominal Rating:	Depending on built-in parts

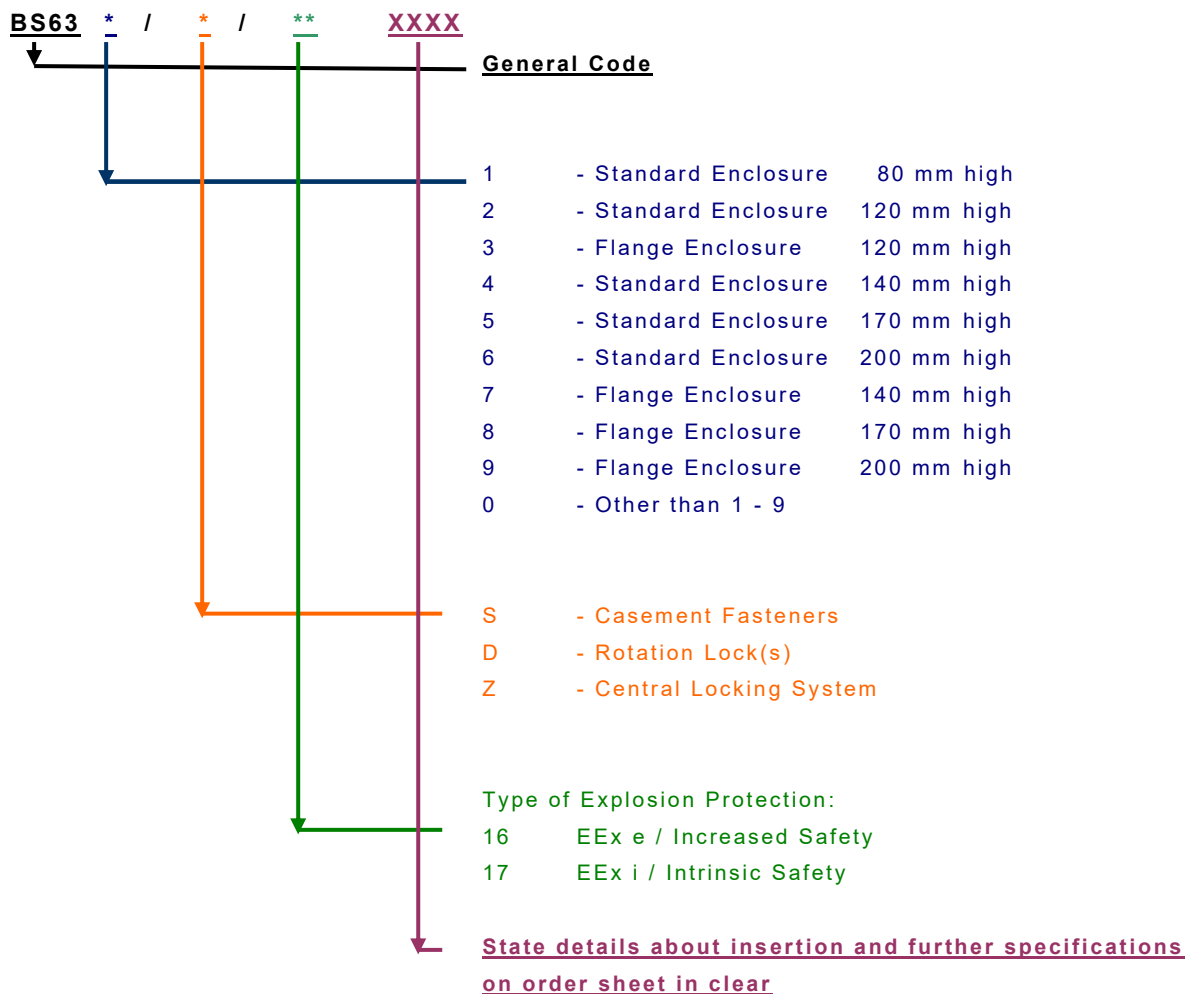
### Example of an Ex e-Distribution Box

#### **Distribution Box BS 632/D/160013**

- 150 x 150 x 90 mm
- Material thickness 3 mm
- 7 terminals Phoenix grey ( $U_{max}$ : 500 V)
- Mounting by means of 4 socket head cap screws
- Holes:
  - at each side 1 x M 36 x 1.5,
  - closed with dummy plugs
- Installation by means of fixed butt straps
- Two internal and one external protective conductor terminals



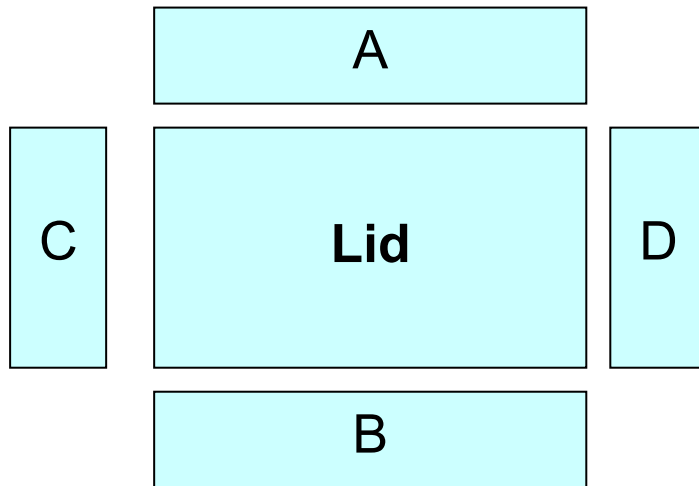
### Type Identification Key



**Example of Equipping a Distribution Box (Ex i or Ex e)**

According to Type Identification Key

BS 63 \* / \* / 1 \* \* \* \* \*



**Holes:**

Side A	Number _____	Size _____
Side B	Number _____	Size _____
Side C	Number _____	Size _____
Side D	Number _____	Size _____
Lid	Number _____	Size _____

**Attachments** (cable entries, dummy plugs, adapters, switches etc.):

Side A	Number _____	Type _____
Side B	Number _____	Type _____
Side C	Number _____	Type _____
Side D	Number _____	Type _____
Lid	Number _____	Type _____

Terminals    Number \_\_\_\_\_    Type \_\_\_\_\_

Mounting Bars       Mounting Plate       Cable Ducts

**Special Requests**

Dimensions l x w x h _____ mm	Sheet Steel Thickness _____ mm
Electro-Galvanizing _____	Colour/RAL _____
Hinges _____	Lid Clamping _____

**Remarks**

-----  
 -----