

Terminal Blocks KL-... 400 Volt 1.5/2.5 mm²

Type of Explosion

Protection:


 II 2G Ex e II

EC-Type Examination Certificate:

IBExU 02 ATEX 1095 U

Description

- 2- and 3-pole miniature terminal blocks are used for connection of conductors with cross-sections of 0.5 to 2.5 mm²
- May be added up in order to attain any required number of poles
- Very compact design
- Can be installed directly on metallic ground
- The non-detachable screws M3 are supplied with the terminals
- Have to be installed at least in IP 54-enclosures, as protection against humidity, for example



Technical Specifications

Rated Voltage / Amperage

400 V / 16A

Rated Cross-Section

 0.5 – 1.5 mm² flexible conductor
 0.5 – 2.5 mm² solid/stranded conductor

Admissible Temperature (depending on plastic)

 -65°C to 85°C
 -20°C to 100°C
 -65°C to 120°C
 -65°C to 130°C

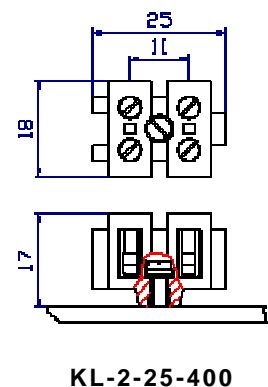
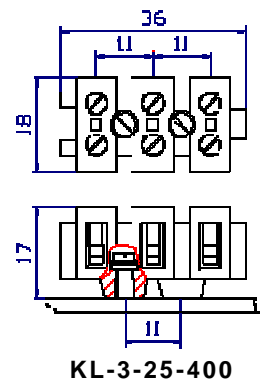
Insulating Cage

 Plastic – grey
 (for Ex i applications – blue)

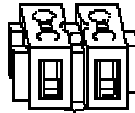
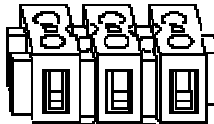

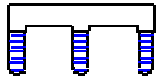





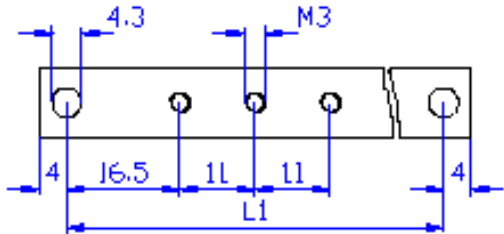
Conductive Block

Non-corrosive copper alloy

Installation

 With special screw M 3
 (incl. spring and locking washer),
 Centre-to-centre mounting hole
 interval 11 mm


Accessories


Component:	Ordering Code:	
Terminal Block, 2-pole, grey Terminal Block, 2-pole , blue	KL-2-25-400-e KL-2-25-400-i	
Terminal Block, 3-pole, grey Terminal Block, 3-pole , blue	KL-3-25-400-e KL-3-25-400-i	
Insertable Bridge, 2-pole	KL-B2-25-400	
Insertable Bridge, 3-pole	KL-B3-25-400	
Rotation Lock 1 (for single 2-pole terminal block)	KL-VDS1-25-400	
Rotation Lock 2 (for single 2-pole terminal block)	KL-VDS2-25-400	
Clip-On Label, blank (packing unit 100 pcs.)	KL-M-25-400	
Clip-On Label, with imprints 0-999 (numbers, letters and symbols) (packing unit 100 pcs. with identical imprints)	KL-MB-25-400-...	
Fillister-Head Screw with spring and locking washer	KL-ZKS3-25-400	
Rail 10 x 3 mm with holes for fixing of rail and tapped holes for fixing of terminal blocks $L1 = 11 \times \text{number of terminal blocks} + 11 \text{ mm}$ Ordering Code: Rail, plain: Rail, with terminal blocks:	Typ: KL-TS-25-380  Give length L1 and number of tapped holes. Give length L1 and number of terminal blocks.	

Terminal Blocks KL-...	1000 Volt 2.5/4 mm²
	1000 Volt 10/16 mm²

Type of Explosion

Protection:
EC-Type Examination
Certificate:

 II 2G Ex e II
 IBEU 02 ATEX 1095 U



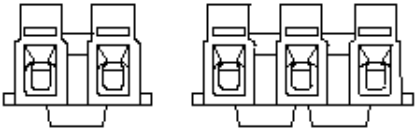

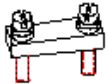
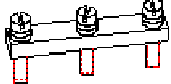
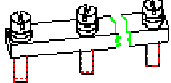
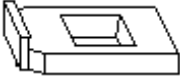



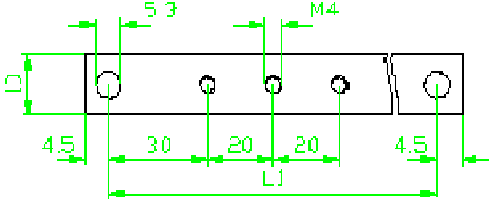
Description

- Possible conductor cross-sections from 0.5 to 16 mm²
- Very compact design – the terminal blocks may even be applied within narrow enclosures
- Possible installation with standard fillister-head screws and appropriate spring washers directly on metallic ground or on rails 10 x 5 mm
- Installation inside enclosures of at least IP 54

Technical Specifications

Rated Voltage	1000 V
Rated Cross-Section	<u>4 mm²</u> 0.5 – 2.5 mm ² flexible conductor 0.5 – 4 mm ² solid/stranded conductor <u>16 mm²</u> 0.5 – 10 mm ² flexible conductor 0.5 – 16 mm ² solid/stranded conductor
Admissible Temperature (depending on plastic)	-65°C to 85°C -20°C to 100°C -65°C to 120°C -65°C to 130°C
Insulating Cage	Plastic – grey (for Ex i applications – blue)
Conductive Block	Non-corrosive copper alloy
Installation	With fillister-head screw M 4 and spring washer B 4, Centre-to-centre mounting hole interval 20 mm
Weight	<u>4mm²</u> 2-pole: 31 g 3-pole: 48 g <u>16mm²</u> 2-pole: 50 g 3-pole: 77 g

Accessories

Component	Ordering Code	
Terminal Block, 2-pole, 4 mm ² do., (100 °C) Terminal Block, 3-pole, 4 mm ² do., (100 °C)	KL-2-40-1000 KL-2-40-1000-1 KL-3-40-1000 KL-3-40-1000-1	
Terminal Block, 2-pole, 16 mm ² do., (100 °C) Terminal Block, 3-pole, 16 mm ² do., (100 °C)	KL-2-160-1000 KL-2-160-1000-1 KL-3-160-1000 KL-3-160-1000-1	
Bridge, 2-pole 2.5/4 mm ² Bridge, 2-pole 10/16 mm ²	KL-B2-40-1000 KL-B2-160-1000	
Bridge, 3-pole 2.5/4 mm ² Bridge, 3-pole 10/16 mm ²	KL-B3-40-1000 KL-B3-160-1000	
Bridge, n-pole 2.5/4 mm ² Bridge, n-pole 10/16 mm ²	KL-Bn-40-1000 KL-Bn-160-1000	
Rotation Lock 1 (for single 2-pole terminal block)	KL-VDS1-40-1000 KL-VDS1-160-1000	
Rotation Lock 2 (for single 2-pole terminal block)	KL-VDS2-40-1000 KL-VDS2-160-1000	
Clip-On Label, blank (packing unit 100 pcs.)	KL-M-40-1000 KL-M-160-1000	
Clip-On Label, with imprints 0-999 (numbers, letters and symbols) (packing unit 100 pcs. with identical imprints)	KL-MB-40-1000-... KL-MB-160-1000-...	
Rail 10 x 5 mm with holes for fixing of rail and tapped holes for fixing of terminal blocks L1 = 20 x (number of terminal blocks) + 20 mm Ordering Code: Rail, plain: Rail, with terminal blocks:	Typ: KL-TS-40-1000  Give length L1 and number of tapped holes. Give length L1 and number of terminal blocks .	